



tips & tricks

children's stories

As any parent knows, children love stories. Whether they're being read to by someone else or listening to a story on an audiobook, there's just something about a good story that captivates a young mind. But what goes into writing a great children's story? Below, we'll give you some tips on how to write a children's story that will engage and entertain your young audience.

The Basics

Children's Book Outline

Before you start writing your children's story, it's important to have a basic understanding of storytelling. Every good story has a beginning, middle, and end. A well-written story will also have interesting characters, a conflict or problem to be resolved, and a resolution. While this may sound like a lot, don't worry—these elements can be woven into your story in an organic way.

For example, let's say you're writing a story about a young girl who loves horses. In the beginning of the story, the girl could meet the horse of her dreams. In the middle of the story, she could face some challenges in caring for the horse. And in the end, she could overcome those challenges and ride off into the sunset with her new best friend.

As you can see, even something as simple as meeting a horse can be turned into an exciting tale if it's done correctly. With that said, let's move on to some specific tips for writing a great children's story.



What kids want

Tips for a great children's book


One of the most important things to keep in mind when writing a children's story is what kids are looking for in a tale. In general, kids want stories that are funny, exciting, and make them feel good.

They also want stories with characters they can relate to and root for.

With that in mind, try to infuse your stories with humor and excitement while still keeping them appropriate for your target age group.

It's also important to create relatable characters that kids will enjoy spending time with.

When done correctly, these elements will come together to create a tale that young readers won't be able to put down.





characters

make them real

One of the most important aspects of any good story is the characters.

Your readers need to be able to relate to your characters and feel like they're real people (even if they're animals or talking furniture).

To make your characters relatable, give them flaws and weaknesses. No one is perfect, and that includes fictional characters. By making your characters relatable, you'll help your readers empathize with them and root for them as they try to overcome their challenges.

action

Keep the story moving

Kids love action-packed stories. If your story is slow-moving or doesn't have much happening, chances are your young readers will get bored quickly. To keep things interesting, make sure there's plenty of action taking place. This doesn't necessarily mean that there needs to be a car chase or a fight scene every few pages (although those can certainly be fun!), but there should always be something happening that moves the plot forward.



paint a picture

incorporate bright and vivid imagery

Children's books are often filled with beautiful illustrations. As an author, you should strive to incorporate bright and vivid imagery into your book as well. This will help bring your story to life for your child reader.



have fun

escape the stress of everyday

Writing a children's book should be enjoyable, so make sure to have fun with it! Write about topics and themes that interest you, and let your creativity run wild. Remember, your goal is to entertain your young readers and help them escape into another world for awhile, so don't take yourself too seriously along the way.



repetition

repetition

Repetition is key when writing for children.

Kids love hearing the same phrases or sentences over and over again. This helps them better understand and remember the story. As an author, don't be afraid to use repetition in your book!

humor

giggles and jokes

Another thing that kids love is humor. If you can make them laugh while they're reading, they're more likely to enjoy your story and keep coming back for more. Just be careful not to go too overboard with the jokes; too much humor can actually be off-putting for some readers. A couple of well-placed jokes here and there should be enough to keep things light without being overly silly.



writing style

age appropriate

The style of writing should be appropriate for the target age group. For example, if you're writing for toddlers, your prose should be simple and straightforward. Older kids, on the other hand, will appreciate more sophisticated language and sentence structure.



message

teach them

A good kid's book will have an underlying message or moral lesson without being didactic or heavy-handed about it. The message should be something that kids can take away and apply to their own lives.



The Flow of a Great Children's Story

A great children's story has a flow that keeps the reader engaged from beginning to end. Here is how you can achieve it in your own writing.

Beginning

The flow of a great children's story can be divided into three parts: the beginning, the middle, and the end. The beginning of a children's story should introduce the characters and setting, as well as establish the problem that the story will center around. This is where the author grabs the reader's attention and sets up the conflict that will need to be resolved by the end of the tale.

Middle

The middle of a children's story is where the majority of the action takes place. This is where the characters face challenges and overcome obstacles on their way to resolving the central conflict. Along the way, they usually undergo some sort of character development as well.

End

The end of a children's story is where everything is wrapped up. The conflict is resolved, and the reader is left with a sense of satisfaction. The ending should also tie up any loose ends and provide closure for the reader.

Main Process Checklist

Helpful guide to check all the boxes

The Tactical Steps

1. Generate Story

- a. Use Jasper to overcome writer's block and help you.
- b. Add your own personality
- c. Proofread and edit

2. Generate Images

- a. Artist, feel, look, characters

3. Improve Image Quality

- a. Photoshop

4. Compile in Canva or Word

- a. Decide on full page images or more text

5. Kindle Create

- a. Put it in the right format

6. Amazon

- a. Use a great title, description, keywords and categories

7. Market and Promote

- a. Share with your friends, family and with your audience.



Story Writing Checklist

Helpful guide to check all the boxes

The Story

- The story has relatable characters
- The story has an exciting plot
- There are obstacles and challenges
- There is an attention grabbing beginning
- There is a satisfying ending
- The writing style is age appropriate
- There is a message or lesson
- The story has appropriate humor
- Scenes and characters are described well
- Repetition is used if necessary
- There is excitement and action
- There are no spelling errors
- There are no grammatical errors
- The images look uniform
- The images are interesting and beautiful
- The story has been proofread by another person
- The story has a great title
- The Amazon listing is optimized



The Top 5 Types of Stories Kids Love

Write something you know they'll love

All kids love stories, but some types of stories are more popular than others. Here are 5 types of stories that you can write that will be sure to sell!

Stories about themselves

Every child love hearing stories about themselves, whether it's an account of their birth or a silly made-up tale featuring them as the star character. These types of stories help kids feel loved and valued, and they'll treasure them for years to come.





Animal stories

Kids love animals, so it's no surprise that animal stories are also quite popular. These can be fiction or non-fiction, and they can teach valuable lessons about empathy and respect for all creatures great and small. Try "The Lion and the Mouse" or "The Cat in the Hat" for a fun animal-themed story time.

Stories with rhyme

Rhyming stories are especially popular with young children, who love the rhythm and repetition. Dr. Seuss books are popular, but there are plenty of other great examples out there too. "Chicka Chicka Boom Boom", "Fly Guy", and "Green Eggs and Ham" are just a few examples of rhyming favorites.



Bedtime stories

There's something special about snuggling up with your child at bedtime and reading them a calming story before they drift off to sleep. Relaxing bedtime stories can be about anything from a journey through space to a peaceful day at the beach. Just make sure to keep them short so your little one doesn't get too drowsy!

Fairy tales

Fairy tales are classics for a reason. They're full of magic, wonder, and suspense, and they always have a happy ending. Whether it's "Cinderella" or "The Three Little Pigs," odds are children will enjoy a good fairy tale.



generate great images

here are the descriptions I love to use in Jasper Art create children's book illustrations

[Get Jasper Art](#)



a cute dog sitting in a meadow, illustration, by **Beatrix Potter**



a lion, illustration, highly-detailed, by **Eric Carle**



a cat playing with a flower, illustration, by **Peggy Fortnum**, bright, water color, highly detailed, realistic




Full shot, Full-length portrait, Wide field of view, Centered, a girl standing with a dress, illustration, by Arthur Rackham, bright, highly detailed, realistic, Character creation,


generate great images

here are the descriptions I love to use in Jasper Art create children's book illustrations


[Get Jasper Art](#)



super hero cat, illustration, full shot, wide low angle shot, character creation, centered, hypermaximalist, octane render, 4k, unreal engine 5,



a golden retriever with pink fluffy hair, Overdimensional, Full-HD, Ray Traced, Tone Mapping, insanely detailed and intricate, hypermaximalist, realistic



a penguin on the ice, standing, sunset, by **van gogh**



a horse, mountains, sunrise, Watercolor Painting, bright, white and light blue only, bright sunny sky, claude monet artist, illustration,

thank you!

Thank you for investing in your talents and sharing them with the world. I wish you all the success!

For your next steps, enroll in the Printables by Number course and get Jasper to help you create content fast!

Hugs,
Suzi, John & Team

[Join Printables by Number Today!](#)

